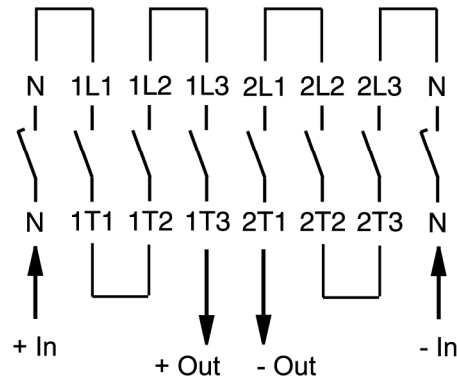


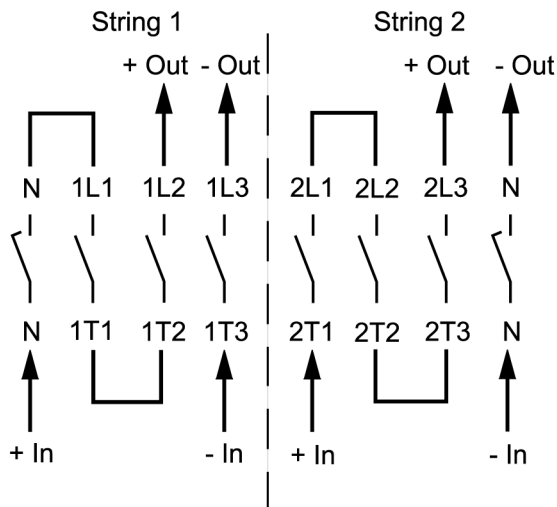
Connection Diagram - KG20B/KG32B/KG41B T108/D-P003 KL11V

For use with of single PV string



Connection details & modifications required for use with 2 PV strings

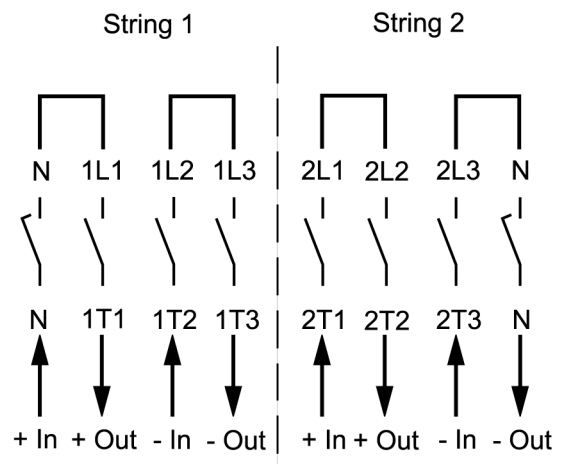
For top/bottom cable entry



Modifications required:-

Remove wire links between 1L2-1L3 & 2L3-N

For bottom cable entry



Modifications required:-

Remove wire links between 1T1-1T2 & 2T2-2T3

Switch Type	2 String – Operational Voltage/Current Per String – DC-21B Util. Cat.		
	440V DC	560V DC	680V DC
KG20B T108	25A	21A	20A
KG32B T108	26A	26A	25A
KG41B T108	40A	28A	25A

Rating data based on maximum enclosed ambient temperature of 50°C